

Comfort 220, 250, 252

Operator systems for garage doors

Technical data operator systems Comfort 220, 250, 252



Electrical data	220	250	252	
Nominal voltage	230	230	230	V
Nominal frequency	50	50	50	Hz
Current input	1,1	1,1	1,1	A
Power consumption in operation	0,25	0,25	0,25	KW
Power consumption stand-by	< 4	< 4	< 4	W
Operating mode (duty cycle)	KB 2	KB 2	KB 5	min.
Control voltage	24	24	24	V DC
Protection category Motor unit	IP 20	IP 20	IP 20	
Protection class	II	II	II	

Mechanical data	220	250	252	
Push and pull force	500	700	1000	N
Door travel speed	140	140	140	mm/sec.
Opening time (door specific) approx.	15	15	18	sec.

General data	220	250	252	
Measurements Motor unit	214 x 145 x 395			mm
Weight	3,5	4,0	4,0	kg
Range of temperature	-20 to +60			°C
Certification EN 12453 base	EN 292-1	EN 12445		
	EN 50081-1	EN 61000-3-2		
	EN 50082-1	EN 61000-3-3		
	EN 55014	ETS 300220		
	EN 60335-1	ZH 494 April 89		
		VDE 0700-238		

Package
Motor unit Comfort 220, 250 or 252
Universal installation kit for up-and-over doors and sectional doors
Digital 302 Mini hand transmitter, 2-channel
Digital 313 Micro hand transmitter 3-channel (only C. 250, 252)

Features/safety functions	
Reference point technique	x
Soft start / soft stop	x
Push-open security device	x

Automatic cut-out OPEN and CLOSE, separately programmable	x
Anti-blocking device	x
Excess travel stop	x
Automatic timer function	x
Electronic travel cut-out	x
Economy mode	x
Release from inside	x
3 minutes light duration for illuminating the garage, programmable	x
Connection for push buttons, code buttons and key switches	x
Error message	x
Reset function	x
Door travel speed programmed	x
Part opening can be programmed	x
Soft run position OPEN and CLOSE, separately programmable	x
Soft run travel speed OPEN and CLOSE, separately programmable	x
Retrofit kit potential-free signal relay for: Signal light, wipe impulse, 3-minutes light, limit switch information, alarm system, error message	x

Accessories	
Multibit remote control	x
Separate module aerial, 868 MHz, IP 65	x
Signal light	x
Closing edge safety device	x
Photocell	x
Release kits	x
Door connector attachment for large and heavy sectional doors	x
Fitments for up-and-over doors and wing gates	x
Transponder systems	x
Key switches (pre-assembled)	x
Code keypads (pre-assembled with cables or RC)	x
Interior push button (pre-assembled with cables or RC)	x

SZ Toothed drive belt			
Operator boom	Boom length	Length of travel	Total length
SZ 11-L	3080 mm	2475 mm	3302 mm
SZ 12-L	3330 mm	2725 mm	3552 mm
SZ 13	4090 mm	3485 mm	4312 mm

SK Roller chain			
Operator boom	Boom length	Length of travel	Total length
SK 11-L	3080 mm	2475 mm	3302 mm
SK 12-L	3330 mm	2725 mm	3552 mm
SK 13	4090 mm	3485 mm	4312 mm

ST Ball rope			
Operator boom	Boom length	Length of travel	Total length
ST 11-L*	3080 mm	2475 mm	3302 mm
ST 12-L*	3330 mm	2725 mm	3552 mm

* only C. 220
All booms are available as separated booms (not suitable for C. 252)



Marantec UK Limited
Unit 12 J Lidget Lane · Industrial Estate Albion Drive
Thurnscoe · South Yorkshire S63 0BA
Tel. +44 17 09 89 08 10 · Fax +44 17 09 89 06 36



Door operators ► automatically the best choice

www.marantec.co.uk



[E.O.S.] EASY OPERATING SYSTEM

The perfect concept for comfort and safety

Printed on chlorine free bleached paper



Door operators ► automatically the best choice

The Idea

The perfect concept: Comfort operator systems for garage doors.


With these three Comfort operator systems we have realized the concept that meets all up-to-date demands for garage door operators in an intelligent and forward-looking way. They offer the perfect solution for any site requirement: differently powered motors and different extension possibilities. Operation and equipment are always very comfortable. Highest safety and optimal quality guarantee a perfect functionality. With leading technology that corresponds to the latest standards. Absolutely reliable.

Comfort operator systems by Marantec:
automatically the best!



Comfort 220, 250, 252

Start softly!



A very comfortable feature of the Comfort operator systems is their ability not to develop their full power completely at once, but to start the door travel softly and to stop softly, too. For both travel directions.

This is comparable to the traction control ASR in cars, which also develops only the necessary power to get the optimum drive. Soft start and soft stop function guarantee an incredibly quiet door travel. Day and night.


Anti-lock braking system in a door operator?



A door does not make an emergency stop, or does it? The patented automatic cut-out of the Comfort operator systems reacts immediately on the smallest obstacles, which might disturb the door travel. And the door is reversed

immediately by approx. 20 cm. Similar to the anti-lock braking system ABS it helps to handle critical situations in an optimal way. With permanent control. Always.

Everything under control!



The menu-guided step-by-step programming makes the initial operation of all Comfort operator systems uncomplicated and simple. Comparable to the latest communication electronic Multi-Media-Interface MMI in trendsetting automobiles the user takes advantage of the most simple operating logic by means of a central operating unit. This gives the right overview. Again and again.

Perfect orientation in every door travel phase!



Just as the navigation system GPS supports the orientation in traffic and determines the position and direction, the Marantec control always knows exactly, how and in which direction the door moves. The electronic Marantec reference

point technique monitors permanently the door travel. Every time. Exactly to the millimetre. The door is not over-strained. Wear is minimized. Service life is increased.

Safe and sturdy in every situation!



Even if the door is closed. This is important, if an unauthorized person would like to enter, for example using force. Then the permanent electronically monitored push-open security device does a good job. Similar to the electronic stabilization program ESP in modern cars, Comfort operator systems offer precise interventions in the motor management.

Highest security. And stability. In every phase.

Optimal reduction of power consumption!



In every situation. And as well in stand-by mode. Comparable to a 3-litre car motor we have developed a new technique for the operator's stand-by mode, which reduces the power consumption by more than 60%.

This is very good. For environment. And for your purse.

Digital remote controls

Digital 302 mini hand transmitter, 2-channel, 868 MHz
Digital 304 mini hand transmitter, 4-channel, 868 MHz
Digital 313 micro hand transmitter, 3-channel, 868 MHz

Command elements for access

Command 131 radio interior pushbutton
Command 111, 112, 113, 114 interior keypads
Command 201, 202 code keypads (outside)
Command 311, 314 key switch (outside), recessed-mounted
Command 411 key switch (outside), surface-mounted

Command 231

Radio code keypad for the wireless operation of the Comfort operator systems from a central place outside.


Special 607, 614

Photocell for additional safety in the operating range of the door. It is necessary, if automatic timer function is activated and for doors in public areas!

Special emergency release

Release kits for all common garage doors and garages without second entry.

Accessories



All advantages at a glance

- incredibly quiet, electronically controlled soft starts and soft stops
- automatic cut-out
- well-known, proven operation concept
- innovative Marantec reference point technique
- push-open security device
- economy mode
- various installation possibilities

Comfort during installation and initial operation, too

Quick and easy installation of the whole operator system. The Marantec plug-in connections help to save time and give safe connection of all components. Operator booms are available in three different lengths (as well as separated booms). They can be combined with the motor unit without problems and are delivered separately. This minimizes storing. The initial operation is also easy-to-handle: The menu-guided programming, step by step, is built up logically and easy to operate – here you will recognize the familiar components of the existing Marantec product range.

